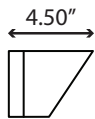
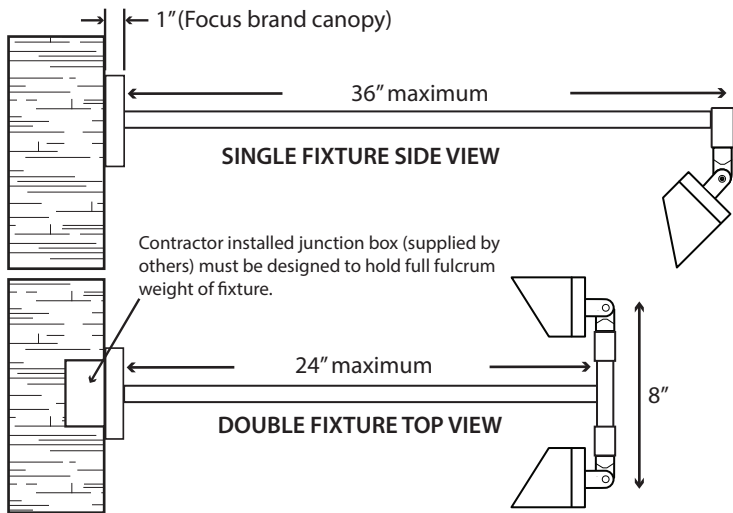


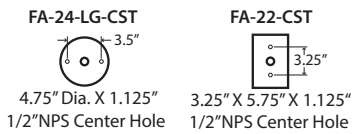


SLS-46 SERIES SIGN LIGHT

TYPE

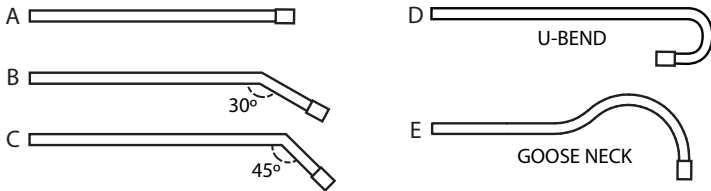


CAP STYLE



CANOPY STYLES

EXTENSION POLE STYLES



SPECIFICATIONS

Aluminum, Brass or Copper with matching adjustable die cast 240° swivel;
Aluminum or Brass extruded extension pole and matching canopy

Max Wattage: 20w

Lamp Options: 20w Integrated LED Module with 12v driver on board. 50,000 hour lifetime rating.

Socket:
None - hard wired

Wiring:
12v - Black 18/2 SPT-1W 8" from base of fixture

Power Supply:
12v - Remote 12v transformer (not included)

Finish: See color options in ordering information below



SLS-46- _____
 1 2 3 4 5 6 7 8 9 10 11

ORDERING INFORMATION

1. MATERIAL
A: ALUMINUM
B: BRASS
C: COPPER (USES BRASS POLE)
2. FIXTURE TYPE
1: SINGLE
2: DOUBLE (ALUMINUM)
3: DOUBLE (BRASS)
3. LIGHT SOURCE
01: 20W LED MODULE 15° SPOT
02: 20W LED MODULE 40° FLOOD
03: 20W LED MODULE 60° WIDE FLOOD
04: 20W LED MODULE NO OPTICS
4. CAP STYLE
A: ANGLE CAP
5. LENS TYPE
1: CONVEX
6. LENS ENHANCEMENT
0: NO LENS ENHANCEMENT
A: WIDE SOFTENER
B: BLUE
C: GREEN
7. GLARE SHIELDING
0: NO SHIELDING
H: HEX CELL LOUVER

8. EXTENSION POLE LENGTH
12: 12 INCHES
18: 18 INCHES
24: 24 INCHES (MAX FOR DOUBLE)
30: 30 INCHES (SINGLE ONLY)
36: 36 INCHES (SINGLE ONLY, MAX)
CUSTOM: (ADDER PER INCH)
9. EXTENSION POLE STYLE
A: STRAIGHT
B: 30° BEND
C: 45° BEND
D: U BEND (PROVIDE SPEC)
E: GOOSE NECK (PROVIDE SPEC)
F: CUSTOM BEND (PROVIDE SPEC)
10. CANOPY
0: NO CANOPY (1/2" NPS REQUIRED)
1: FA-24-LGCST ALUM ROUND
2: FA-24-LGCST BRASS ROUND
3: FA-22-CST ALUM RECTANGLE
4: FA-22-CST BRASS RECTANGLE
11. COLOR
BLT/BRT: BLACK OR BRONZE TEXTURE (STANDARD, ALUMINUM ONLY)
OTHER POWDER COLOR FIXTURE
OTHER POWDER COLOR POLE
OTHER POWDER COLOR CANOPY
BRS/COP: UNFINISHED (STD)
OTHER ACID TREATMENT FIXTURE
OTHER ACID TREATMENT POLE
OTHER ACID TREATMENT CANOPY